



### District Report Card: 2017


<b>State:</b> Jharkhand	<b>District:</b> Chatra
<b>Class:</b> 3	<b>Subject:</b> Language
<b>Schools:</b> 61	<b>Students:</b> 959


### Participation/Coverage


#### Students

<b>GENDER</b> 	Boys		Girls	
	Number	%	Number	%
	453	47.24	506	52.76

<b>AREA</b> 	Rural		Urban	
	Number	%	Number	%
	959	100.00	0	0.00

<b>CATEGORY</b> 	SC		ST		OBC		GEN	
	Number	%	Number	%	Number	%	Number	%
	499	52.03	18	1.88	391	40.77	51	5.32

<b>CWSN</b> 	LD	VI	HI	S&LD	ID	Oth
	1	0	0	1	2	16

<b>Management</b> 	Government		Government-aided	
	Number	%	Number	%
	929	96.87	30	3.13

### Average Performance of Students in Language (%)

Overall	Gender		Area		Management		Social Group			
	Male	Female	Rural	Urban	Govt.	Aided	SC	ST	OBC	GEN
73.50	74.45	72.65	73.50	0.00	72.85	93.78	71.16	80.74	75.52	78.43

## Performance on Learning Outcomes (LOs)

Learning Outcomes	Description	Average Performance(%)
L304	Reads small texts with comprehension i.e., identifies main ideas, details, sequence and draws conclusions	74.39
L312	Reads printed scripts on the classroom walls: poems, posters, charts etc.	71.72

Range of Performance of Students who Answered Correctly							
Below 30%		30% - 50%		50% - 75%		Above 75%	
Number	%	Number	%	Number	%	Number	%
34	3.55	99	10.32	334	34.83	492	51.30

## Lowest Performing Learning Outcomes (LOs)

1 - Reads printed scripts on the classroom walls: poems, posters, charts etc. (71.72)

2 - Reads small texts with comprehension i.e., identifies main ideas, details, sequence and draws conclusions (74.39)